

## Specifications

- Voltage rating: 50V AC, DC
- Current Rating: 3A, AC, DC
- Withstand voltage: 500V AC/minute
- Contact resistance: 25m $\Omega$  max
- Insulation resistance: 100M $\Omega$  min
- Temperature range: -40 $^{\circ}$ C ~ +125 $^{\circ}$ C
- Compliant with RoHS and REACH
- Contact JVT for details

**JVT2049 SERIES**

2.0mm pitch wire to wire connector

JVT2049H

2.0mm Pitch housing

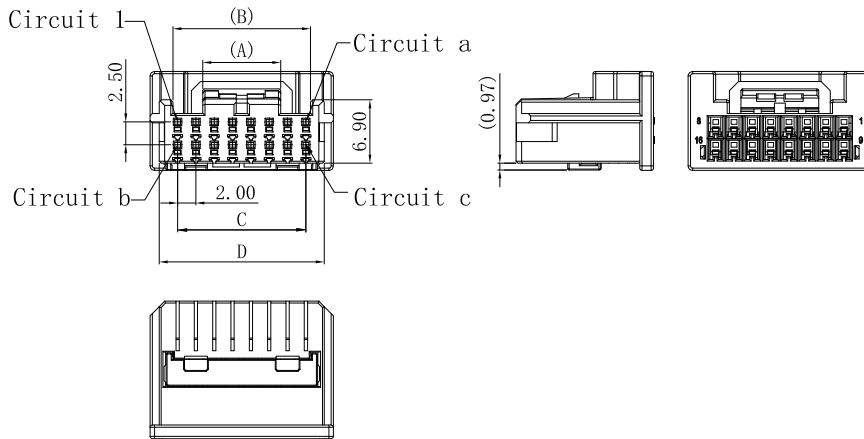
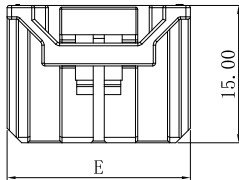
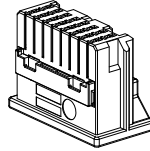
HOUSING

Part No.: JVT2049HPT-2\*XXBKL-X

Material: PBT UL94V-0

Mates With Part(s): JVT2049 Terminal

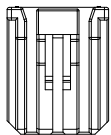
JVT2049HPT-2\*XXBKL-X  
Logo  
Series NO.  
HSG  
PT-PBT UL94V-0  
Pin NO.  
A-Coding A  
B-Coding B  
C-Coding C  
D-Coding D  
L-Lock  
BK-Black



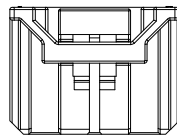
Poles	Dimensions (mm)				
	A	B	C	D	E
2*04	5.00	7.40	6.00	10.00	12.00
2*05	6.50	9.40	8.00	12.00	14.00
2*06	8.50	11.40	10.00	14.00	16.00
2*07	8.50	13.00	12.00	16.00	18.00
2*08	8.50	15.00	14.00	18.00	20.00
2*09	8.50	17.00	16.00	20.00	22.00
2*10	8.50	19.00	18.00	22.00	24.00
2*11	8.50	21.00	20.00	24.00	26.00
2*12	8.50	23.00	22.00	26.00	28.00
2*13	8.50	25.00	24.00	28.00	30.00
2*14	8.50	27.00	26.00	30.00	32.00
2*15	8.50	29.00	28.00	32.00	34.00
2*16	8.50	31.00	30.00	34.00	36.00
2*17	8.50	33.00	32.00	36.00	38.00
2*18	8.50	35.00	34.00	38.00	40.00
2*19	8.50	37.00	36.00	40.00	42.00
2*20	8.50	39.00	38.00	42.00	44.00

A VIEW

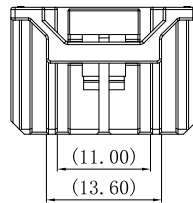
2\*04~2\*07 Pin



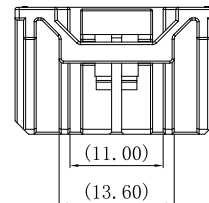
2\*08 Pin



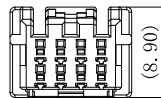
2\*09 Pin



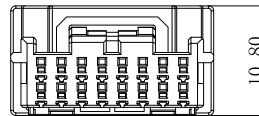
2\*10~2\*20 Pin



B VIEW

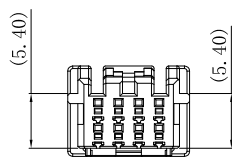


2\*04~2\*07 Pin

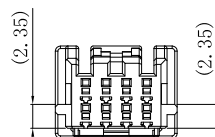


2\*08~2\*20 Pin

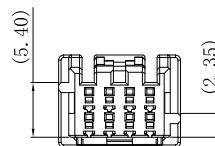
Coding type



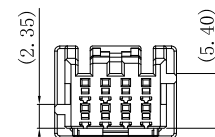
Coding A



Coding B



Coding C



Coding D

**JVT2049 SERIES**

2.0mm pitch wire to wire connector

**JVT2049H**

2.0mm Pitch housing

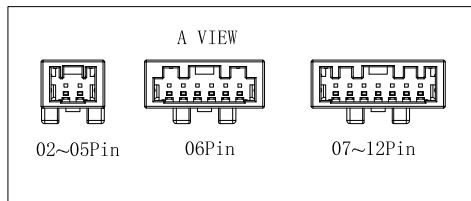
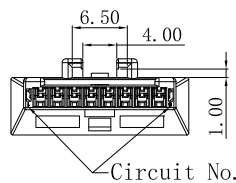
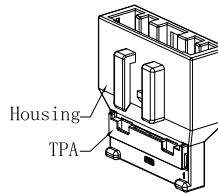
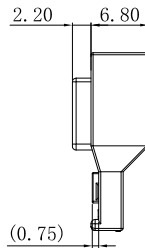
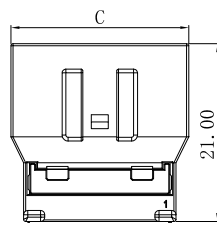
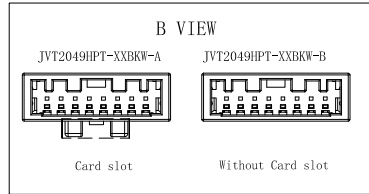
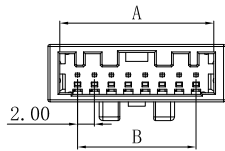
HOUSING

Part No.: JVT2049HPT-XXBKW-X

Material: PBT UL94V-0

Mates With Part(s): JVT2049 Terminal

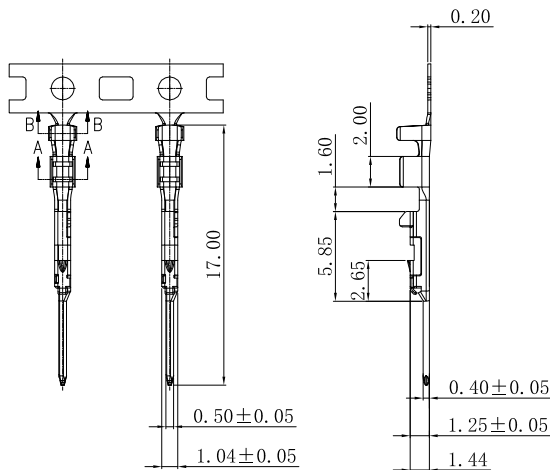
JVT2049HPT-XXBKW-X  
Logo  
Series NO.  
Wafer  
LCP UL94V-0  
A-Type A  
B-Type B  
W-Female  
BK-Black  
Pin NO.



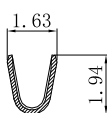
Poles	Dimensions (mm)		
	A	B	C
02	6.20	2.00	9.00
03	8.20	4.00	11.00
04	10.20	6.00	13.00
05	12.20	8.00	15.00
06	14.20	10.00	17.00
07	16.20	12.00	19.00
08	18.20	14.00	21.00
09	20.20	16.00	23.00
10	22.20	18.00	25.00
11	24.20	20.00	27.00
12	26.20	22.00	29.00

**JVT2049T**

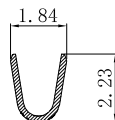
2.0mm Pitch Crimp Terminal



JVT2049TP-SNSM  
Logo  
Series NO.  
T-Terminal  
P-Phosphor bronze  
M-Male  
S-Stamping before Plating  
SN-Tin Plated



SECTION A-A



SECTION B-B

JVT2049TP-SNSM	Phos Bronze	Tin Plated	AWG#22~24	1.30mm(Max)	JVT2049 HOUSING
PART NO	Material	Finish(Pin)	Wire Range	Insulation O.D.	Mates With Part(s)

**JVT2049 SERIES**

2.0mm pitch wire to wire connector

**JVT2049H**

2.0mm Pitch Wafer-SMT TYPE

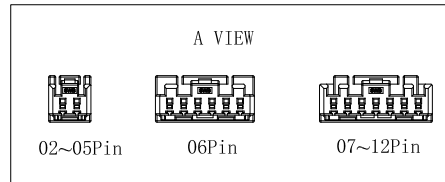
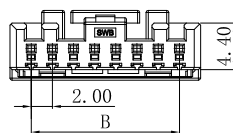
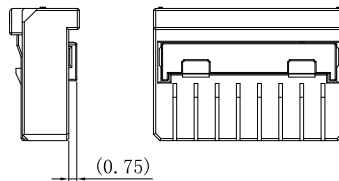
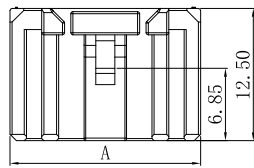
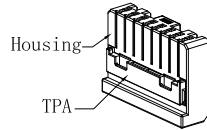
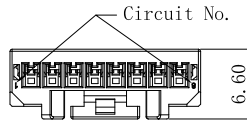
HOUSING

Part No.: JVT2049HPT-XXBK

Material: PBT UL94V-0

Mates With Part(s): JVT2049 Terminal

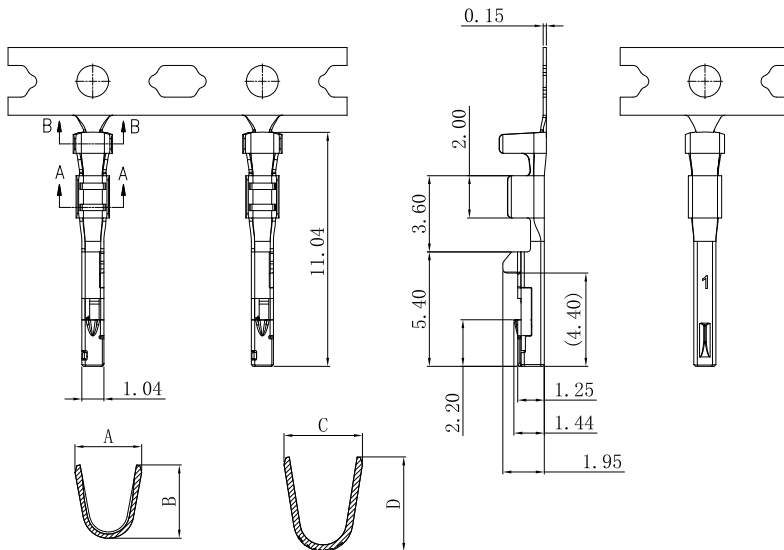
JVT2049HPT-XXBK  
Logo  
Series NO.  
Wafer  
LCP UL94V-0  
BK-Black  
Pin NO.



Poles	Dimensions (mm)	
	A	B
02	6.00	2.00
03	8.00	4.00
04	10.00	6.00
05	12.00	8.00
06	14.00	10.00
07	16.00	12.00
08	18.00	14.00
09	20.00	16.00
10	22.00	18.00
11	24.00	20.00
12	26.00	22.00

**JVT2049T**

2.0mm Pitch Crimp Terminal



JVT2049TP-SNSX  
Logo  
Series NO.  
T-Terminal  
P-Phosphor  
bronze  
Blank-Common feet  
H-High feet  
S-Stamping  
before Plating  
SN-Tin Plated

SECTION A-A

SECTION B-B

JVT2049TP-SNS	Phos Bronze	Tin Plated	AWG#26~30 (0.05~0.13mm <sup>2</sup> )	∅0.90mm (Max)	1.14	1.13	1.36	1.56
JVT2049TP-SNSH			AWG#22-24 (0.22~0.35mm <sup>2</sup> )	∅1.30mm (Max)	1.57	1.73	1.85	2.22
PART NO	Material	Finish(Pin)	Wire Range	Insulation O.D.	DIM A	DIM B	DIM C	DIM D

**JVT2049 SERIES**

2.0mm pitch wire to board connector

**JVT2049H**

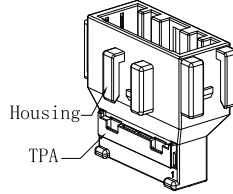
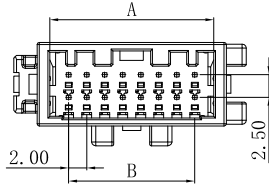
2.0mm Pitch housing

HOUSING

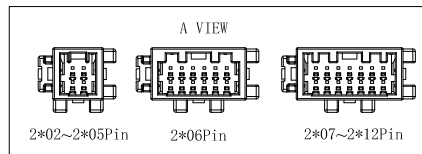
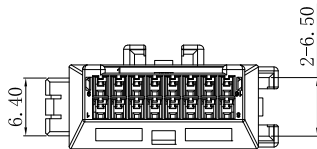
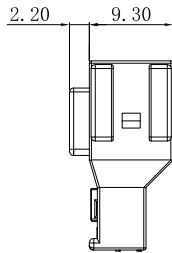
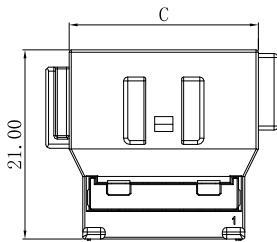
Part No.: JVT2049HPT-2\*XXBKW-X

Material: PBT UL94V-0

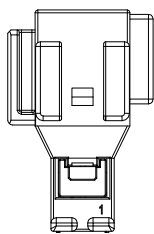
Mates With Part(s): JVT2049 Terminal



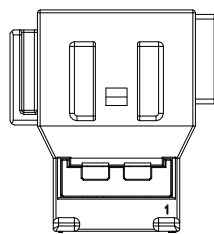
JVT2049HPT-2\*XXBKW-X  
Logo  
Series NO.  
Wafer  
LCP UL94V-0  
Pin NO.  
A-Type A  
B-Type B  
C-Type C  
W-Female  
BK-Black



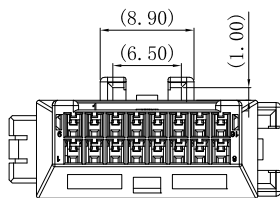
Poles	Dimensions (mm)		
	A	B	C
02	6.20	2.00	9.00
03	8.20	4.00	11.00
04	10.20	6.00	13.00
05	12.20	8.00	15.00
06	14.20	10.00	17.00
07	16.20	12.00	19.00
08	18.20	14.00	21.00
09	20.20	16.00	23.00
10	22.20	18.00	25.00
11	24.20	20.00	27.00
12	26.20	22.00	29.00



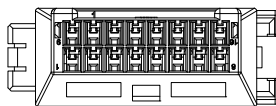
2\*02~2\*04Pin



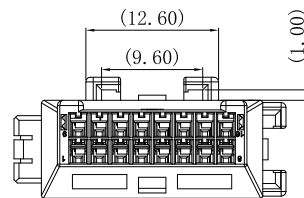
2\*05~2\*12Pin



Card slot A  
JVT2049HPT-2\*XXBKW-A



Without card slot  
JVT2049HPT-2\*XXBKW-B



Card slot B  
JVT2049HPT-2\*XXBKW-C